

Common Mode Filters For Automotive Signal Line Size 3216




- - Common mode filters for Signal Line
 -
 - AEC-Q200 qualified
 - Quantity: 2000pcs
- interfaces (MOST, USB2.0, IDB-1394, etc.)

Dimensions: [mm]

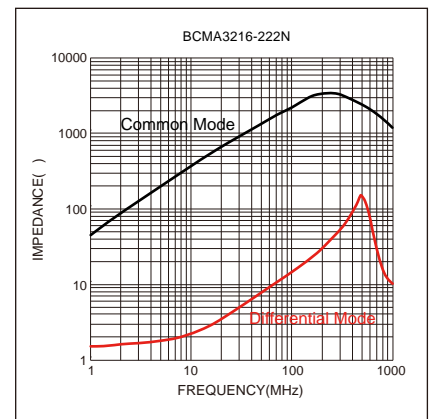
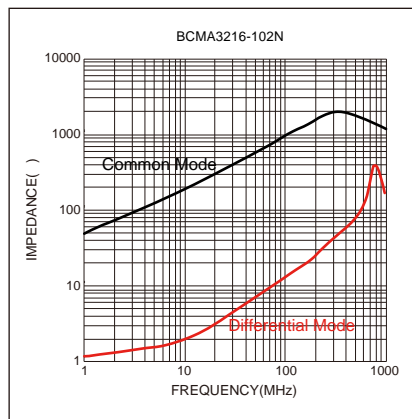
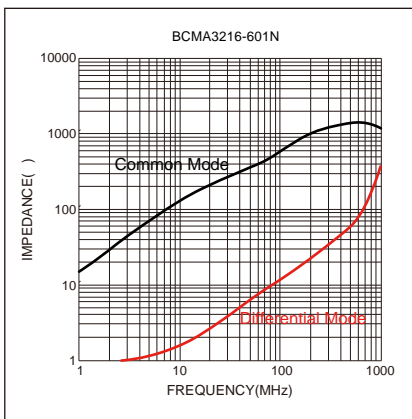
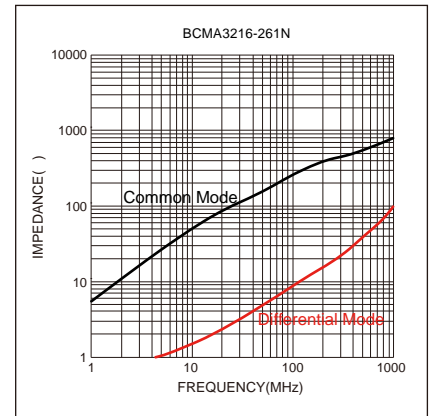
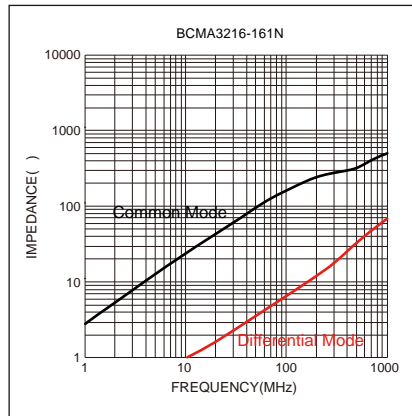
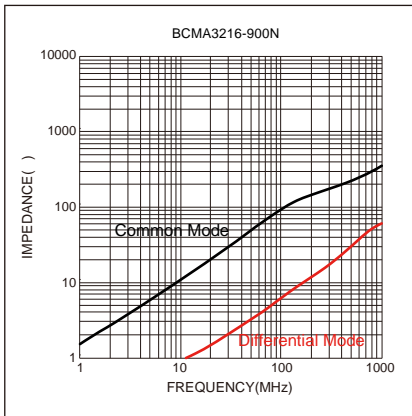
Land Pattern: [mm]

Electrical Properties:





Typical Electrical Characteristics:



Soldering Reflow:

Preheat condition: 150 ~200°C / 60~120 sec.

Allowed time above 217°C: 60~150 sec.

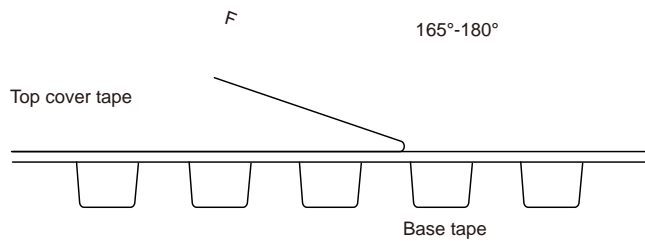
Max temperature: 260°C.

Packaging Information:

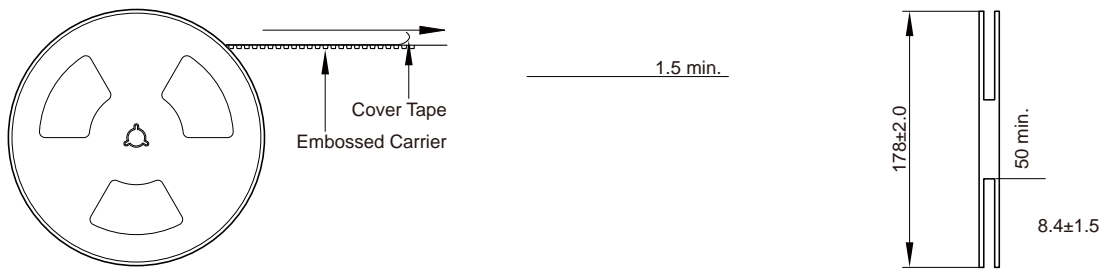
Tape Dimension :



Peel force of top cover tape:



Reel Dimension: [mm]



Packaging Quantity:

Cautions and Warnings:

Storage Conditions:

- The storage period is within 12 months after the completion of production. Be sure to follow the storage conditions (temperature: -5 to 35°C, humidity: 75% RH Max). If the storage period elapses, the soldering of the terminal electrodes may deteriorate. The warranty period is one year.
- Product should not be exposed to environment with high temperature, high humidity, dust, corrosive gas and etc.
- Products should be handled with care to avoid damage or contamination from perspiration and skin oils.
- Please always handle products carefully to prevent any damage caused by dropping down or inappropriate removing.

Operation Instructions:

- Self heating (temperature increase) occurs when the power is turned ON, so the tolerance should be sufficient for the set thermal design.
- Before soldering, be sure to preheat components. The preheating temperature should be set so that the
-
-