

THCE Series

SMD High Current Inductor

Size 2818



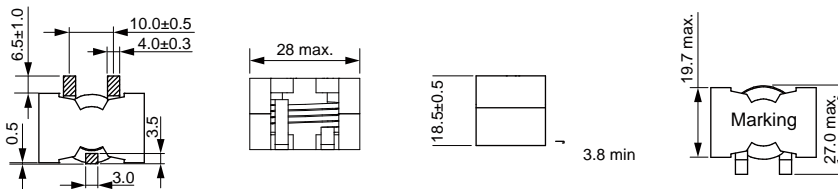
CHARACTERISTICS

-
-
-
-

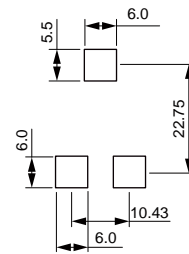
APPLICATION

-
-

Dimensions: [mm]



Land Pattern: [mm]



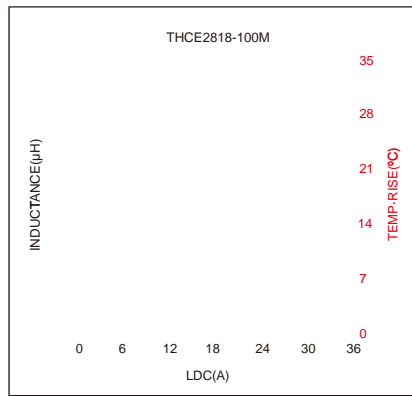
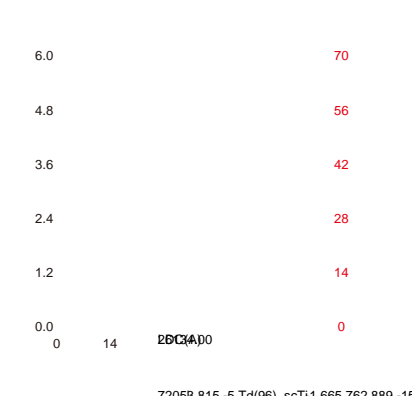
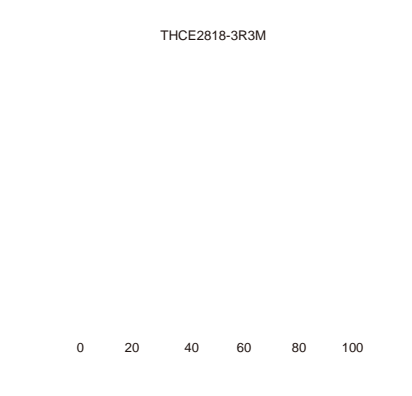
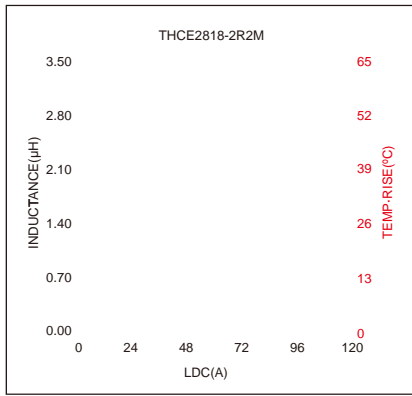
Electrical Properties:

Part No	Inductance @100KHz/0.25V (μ H)	Tolerance	Satura on Current Max. (A)	Temperature Rise Current Max. (A)	DC Resistance Max. (m)

°C °C

°C

Typical Electrical Characteristics:



7205P.815-5 Td(96) scTj.1.665 762.889 -153.687 -146.